


Revision and Exam techniques

N.E.B.D.N
CERTIFICATE IN DENTAL
SEDATION NURSING

Revision Plan

Do !

- Set out a realistic revision plan.
- Work steadily towards the exam.
- Set yourself targets/ goals.
- Make it interesting.



Revision Plan

Don't !

- Leave it until the week before the exam
- Revise until you drop or late into the night.
- Try to memorize your notes.
- Waste revision time worrying about the forthcoming exam

Examination Techniques

Prior to Exam

- Let everybody know you have exams and that you may be edgy!!
- Take care of yourself during the days prior: Sleep, Eat properly, Exercise .
- Last couple of days go over your summary notes.
- Expect to be nervous, talk to students and tutors in order to keep it all in perspective.
- Check exam arrangements: Day, Time and Place.
- Make sure you have all the required materials - pens, paper, calculator!

Examination Techniques

Day of Exam

- Arrive 15 mins before. Students are usually invited in 10 mins before.
- Take a bottle of water with you and some sweets. Both of these will make you feel better. High levels of sugar in the blood help you concentrate - so treat yourself!
- Check how long Exam is ! i.e. 2 hrs or 3 hrs
- Listen to advice from Examiners before exam starts
- Do the administrative bits and pieces first - check your details on answer sheets are correct.
- Work out a timetable for the exam, based on the number of questions you have to answer.

INSTRUCTIONS FOR CANDIDATES

You should aim to spend 45 minutes completing this section.

Multiple Choice Questions

• Multiple choice questions (MCQs)

Please read the marking instructions on the answer sheet provided.

You will have two answer sheets, one for MCQs and one for EMQs which are pre populated with your name and NEBDN candidate number. Please check that the information on the answer sheets is correct and inform the Presiding Examiner of any errors.

You should try to answer all 45 questions. Marks are not deducted for any incorrect answers.

Each question is followed by 5 options, of which one is the most appropriate. Mark your answer, as instructed, in the relevant boxes on the answer sheet.

You will gain 1 mark for each correct answer.

All answers must be completed on the answer sheets provided and NOT in this question paper. Any answers written in this question paper will NOT be marked.

Exam

INSTRUCTIONS FOR CANDIDATES

You should aim to spend 45 minutes completing this section.

Extended Matching Questions

- Extended matching questions (EMQs)

Please read the marking instructions on the answer sheet provided.

You will have two answer sheets, one for MCQs and one for EMQs which are pre-populated with your name and candidate number. Please check that the information on the answer sheets is correct and inform the Presiding Examiner of any errors.

You should try to answer all 30 questions. Marks are not deducted for any incorrect answers.

Each question is preceded by a number of options, of which one option is the most appropriate.

You will gain 1 mark for each correct answer.

All answers must be completed on the answer sheets provided and NOT in this question paper. Any answers written in this question paper will NOT be marked.

National Examining Board for Dental Nurses

Candidate ID: 24877
 Status: Flagged
 Examinee: Tereza
 Exam Date: 16th September 2016
 Session: 1
 Exam Centre Number: 1142
 Exam Centre Name: Royal Victoria Hospital

MCQ Answer Sheet
 45 Questions

PLEASE PRINT CLEARLY
 Please do NOT fill, cross or write
 anything in these
 boxes

1-15, 16-30, 31-45

National Examining Board for Dental Nurses

Candidate ID: 24877
 Status: Flagged
 Examinee: Tereza
 Exam Date: 16th September 2016
 Session: 1
 Exam Centre Number: 1142
 Exam Centre Name: Royal Victoria Hospital

Section
EMQ Answer Sheet

PLEASE PRINT CLEARLY
 Please do NOT fill, cross or write
 anything in these
 boxes

46-50, 51-55, 56-60, 61-65, 66-70, 71-75, 76-80, 81-85, 86-90, 91-95, 96-100


100% UK Ltd. Milton Keynes, UK. Tel: 01908 545000. Fax: 01908 545001

Day of Exam

- Read each question, in turn, slowly, calmly, and more than once.
- Read the question. First ask yourself what is the question asking ?
- Put a HORIZONTAL PENCIL line through the option which you think is correct.
- If you come across a question which you find difficult, pass on it and come back to it!
- BUT..... Remember to leave a gap on your answer sheet!

Examination Techniques

When Finishing up




- Leave a few minutes at the end so that you can GO BACK TO ANY QUESTIONS YOU MAY HAVE PASSED ON
- DON'T LEAVE EARLY. You can be sure that, the minute you're out of the building, you'll remember something important you could have added to your answers.
- Review your answer sheets and check through your answers. You can rub out the pencil marks and re-correct if necessary

Examination Techniques

Finally.....

Once it's finished,
 Relax and congratulate yourself for having survived it!



Try not to have a post mortem. What is done is done!

Results


Celebrate !



You never know, may even get Pay Rise!

3 Major Hints For Exam

- READ the QUESTION !
- READ the QUESTION !
- READ the QUESTION !



3 More Major Hints For Exam

- ANSWER the QUESTION ASKED!
- ANSWER the QUESTION ASKED!
- ANSWER the QUESTION ASKED!



GOOD LUCK !

Get Cracking !



It's never as bad as you think it will be!